


# WORK-STUDY

(1871= REGULAR WORK-STUDY AND 1875 = BRIDGE WORK-STUDY)


Not Enrolled or  
Enrolled in Less than  
6 units

Fall=6+ units



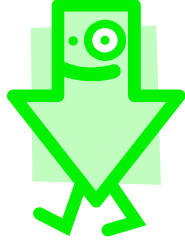
Enrolled in 6 units  
or more  
Regular Session or  
Combination of  
Session 1 and  
Session 2

Fall=6+ units




Enrolled in 6 units  
or more for Session  
1 ONLY  
6/22/11 - 8/1/11

Fall=6+ units



Enrolled in 6 units  
or more for  
Session 2 ONLY  
8/2/10 - 9/8/11

Fall=6+ units



Bridge:  
7/1/11 - 9/13/11

**NO Bridge**  
paperwork is  
necessary

Bridge:  
\* 8/2/11 - 9/13/11

Bridge:  
7/1/11 - 8/1/11

Rehire:  
\* 9/14/11 - 6/30/12

Rehire:  
7/1/11 - 6/30/12

Rehire:  
7/1/11 - 6/30/12

Rehire:  
\* 8/2/11 - 6/30/12

\* Termination paperwork must be submitted with students last physical day worked with REHIRE paperwork with the exception of Session 1 (ONLY) termination must be submitted prior to 9/14/10.